

# Farm Guide

Farm Equipment on  
Ontario's Highways

# Farm Guide – Farm Equipment on the Highway

## Table of Contents

Overview.....	3
Laws .....	4
Terms Used in This Document .....	4
Farm Equipment Rules .....	5
Rules of the Road for Farm Equipment.....	5
Where to Drive on the Road.....	6
Length, Width, Height and Weight of Farm Equipment and Loads .....	6
Load Security – Farm Equipment.....	7
Towing Implements .....	8
Slow-Moving Vehicle Sign.....	8
Safety Chains for Towing .....	10
Licence Plates – Farm Equipment .....	11
Lighting and Conspicuity Requirements.....	11
Turn Signal Requirements .....	15
Mirrors .....	16
Driver Qualifications .....	17
Overhanging Loads.....	17
Tires .....	17
Brakes – Farm Equipment .....	19
Self-Propelled Implements of Husbandry Converted from Highway Vehicles .....	19
Insurance – Farm Equipment .....	20
Highway Restrictions .....	20
Farm Truck and Trailer Rules .....	21
Driver Licences .....	21
Licence Plates – Farm Trucks.....	22
Commercial Vehicle Information .....	24
Oversize/Overweight Permits for Trucks and Trailers .....	24
Load Security .....	24
Trailer Brakes.....	24
Weight on Reduced Roads and Bridges.....	25
Dangerous Goods – Farm Trucks.....	25

DriveON Emissions Testing and Farmers..... 26  
Coloured Fuel ..... 26  
Additional Information ..... 26  
    Workplace Safety and Insurance Act ..... 26  
    Ministry of Transportation Contacts..... 27  
    Useful Links ..... 28

## Overview

This guide has been developed to provide general information and clarification for the laws that apply to farm equipment and select provisions that apply to farm trucks. Representatives from the Ontario Federation of Agriculture and its partners have provided input into the development of the guide to ensure that questions from the farming community have been addressed. This guide is intended to help the farming community better understand their legal obligations. Enforcement officers may also use this guide as a reference.

Although some of the rules of the road and component standards that apply to cars, trucks and trailers do not apply to farm equipment, it is important to remember that under Section 84 (1) of the *Highway Traffic Act* (HTA): ***“No person shall drive or operate or permit the driving or operation upon a highway of a vehicle, a street car or vehicles that in combination are in such a dangerous or unsafe condition as to endanger any person.”*** This includes the operation of farm equipment. The owners of heavy farm equipment are potentially liable if an overweight vehicle causes damage to a highway or bridge or if the conditions of the vehicle cause it to be unsafe to share the road with the public (i.e., unable to stop for stop signs, pedestrians, etc. or improper control or steering).

Unless otherwise mentioned in this document, the operation of farm equipment is assumed to be for agricultural purposes.

**Note:** Check with the appropriate municipality for any further restrictions.  
Conversions from metric to imperial are only provided as a convenience.  
Imperial measurements are approximate amounts only.

## Laws

**Note:** This Guide contains unofficial versions of legislative materials that are provided for convenience only. For authoritative legislative content, refer directly to the relevant statutes and regulations. This guide highlights some important legal provisions but is not an exhaustive description of all the laws that apply. In some places in this Guide, the Ministry of Transportation has attempted to interpret or clarify legislative or regulatory provisions. However, readers should note that these interpretations are not legally binding.

References to the applicable Acts, regulations (Reg.) and section numbers may be found just under the subject headings, for example:

Slow-Moving Vehicle Sign

HTA 76, Reg. 616

Slow moving vehicle sign legislation is located in Section 76 of the HTA. Additional sign requirements are also located in Reg. 616 (SLOW MOVING VEHICLE SIGN) made under the HTA.

Ontario laws may be viewed on the province's [e-laws website<sup>1</sup>](#).

## Terms Used in This Document

The following terms are used in this document for the purposes of clarity to focus on farm equipment use within the farm section of this document. For complete and official definitions, refer to the HTA.

### Farm Equipment

A collective term used in this document for tractor, self-propelled implement of husbandry (SPIH), and towed implement(s), whether operated singularly or in combination.

### Farm Tractor

“Farm tractor” means a self-propelled vehicle designed and used primarily as a farm implement for drawing ploughs, mowing machines and other implements of husbandry and not designed or used for carrying a load.

## **Implement**

Means an implement of husbandry and includes balers, wagons, ploughs, cultivators, wheeled corn dryers, tobacco dryers, elevators, etc.

## **Road**

Includes a highway, side road, gravel road, street, avenue, etc., whether operated by the province, region, county, municipality or township. Road includes the area between the lateral property lines (fence to fence).

## **Self-propelled Implement of Husbandry (SPIH)**

Means a self-propelled vehicle that was manufactured, designed, redesigned, converted or reconstructed for a specific use in farming.

- Combines, swathers, forage harvesters, etc. are SPIH.
- Former trucks that have been converted for a specific farm use may qualify as SPIH. See below in this Guide for more information.

## **Trailer**

“Trailer” means a vehicle that is at any time drawn upon a highway by a motor vehicle, except an implement of husbandry, a mobile home, another motor vehicle or any device or apparatus not designed to transport persons or property, temporarily drawn, propelled or moved upon such highway, and except a side car attached to a motorcycle, and shall be considered a separate vehicle and not part of the motor vehicle by which it is drawn.

## **Truck**

A definition of a truck is a motor vehicle designed for transporting goods or materials. It includes a highway truck tractor and vehicles built on a truck chassis.

## **Farm Equipment Rules**

### **Rules of the Road for Farm Equipment**

Generally, rules of the road, such as stop signs, right-of-way, traffic lights, turning, etc., that apply to cars and trucks also apply to farm equipment.

Some rules do not apply to the operation of farm equipment on the road. The following list contains examples only. Please refer to the HTA for all applicable rules:

## **Some General Rules That Do Apply**

- Careless driving
- Dangerous driving
- Impaired driving
- Signalling (electronic or hand/arm signals)

## **Rules That Do Not Apply**

- Slow driving
- Seat belt requirements

## **Where to Drive on the Road**

HTA 148, 149

Farm equipment may be driven on the travelled portion of the road, on the shoulder portion of the road, except where prohibited, or on both portions when operating wide equipment.

Narrow farm equipment should be driven completely on the travelled portion or completely on the shoulder of the road. If the driver has doubts about the safety of operating completely on the shoulder, the driver should operate completely on the travelled portion. Drivers must exercise extreme caution when it is necessary to move between the shoulder and the travelled portion of the road.

Wide equipment, that requires the use of both the travelled portion and the shoulder, should be driven by using the complete portion of the travelled portion with the remaining equipment width on the shoulder. It is important that the driver of the farm equipment follows the standard rules when encountering another motorist for sharing the road (i.e., allowing other vehicles half of the road or stopping if you are unable to turn out to the right to allow passing). Farm equipment, regardless of width, must by law, give up one-half of the roadway when being overtaken or passed in the opposite direction.

## **Length, Width, Height and Weight of Farm Equipment and Loads**

HTA 108, 109, 113

Farm equipment is exempt from the maximum width, length and weight rules when operated on a road singularly or in combination. These exemptions also apply to implements when towed with trucks. However, heavy farm equipment owners are potentially liable if an overweight vehicle causes damage to a highway or bridge. Many

local road weight limits are implemented by Municipal/Regional Governments, local by-laws that may have different exemptions.

Farm tractors and SPIH have no restriction on the length of the towed implements when one or more implements are being towed.

Wide farm equipment operating on the roads must:

- Keep right of the centreline, allowing other vehicles one-half of the travelled portion of the road.
- Keep right when being overtaken on the left.
- Keep right of the centreline when approaching the crest of a grade or hill or at a curve in the road or within 30 m (100 ft.) of a bridge or tunnel when the driver's view is obstructed.
- Keep right of the centreline, within 30 m (100 ft.) of a level railway crossing.

If large farm equipment is transported on licensed trucks and trailers, oversize/overweight permits may be required. For details, see the "OVERSIZE/ OVERWEIGHT PERMITS FOR TRUCKS AND TRAILERS TRANSPORTING FARM EQUIPMENT" section.

### **Loose Fodder**

Width restrictions do not apply to loads of loose fodder carried on trucks and trailers. Loose fodder includes round and rectangular bales of hay.

### **Load Security – Farm Equipment**

HTA 111 Reg 363/04

Legislation does not offer specific methods, standards or specifications for securing loads on SPIH or implements towed with farm tractors, SPIH or off-road vehicles. Farm equipment drivers may look to the load security requirements for trucks and trailers for guidance.

**Note:** Loads on implements, such as hay wagons that are towed with trucks, are required to be loaded, bound, secured, contained or covered so that no portion of the load becomes dislodged, falls, leaks, spills or blows from the implement.

If the truck that is towing the implement is also loaded, see Ontario Regulation 363/04 (Security of Loads) made under the HTA, for the load security requirements for the truck.



## Towing Implements

HTA 1, 113, 161

Farm tractors, SPIH and trucks are permitted to tow more than one implement on the road.

### Wagons do not become trailers:

Wagons, including wagons carrying farm equipment or components of farm equipment such as combine heads, do not become trailers when towed by trucks and are, therefore, not subject to the trailer requirements relating to brakes, size, annual safety inspections and other requirements. This also applies to other types of implements such as, but not limited to, balers, ploughs and tillage equipment.

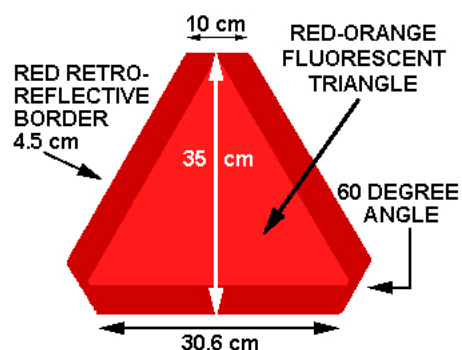
A wagon that is used for **non-farm purposes** is subject to potential classification as a trailer and may be required to follow the rules and regulations that apply to trailers.

### Trailers do not become wagons:

Highway trailers, such as a utility, gooseneck or float trailers, when towed with a truck, do not become farm wagons simply because they are carrying farm products, including livestock or equipment.

## Slow-Moving Vehicle Sign

HTA 76, Reg. 616



### Slow moving vehicle sign

No person shall operate a slow moving vehicle on a highway unless a slow moving vehicle sign is attached, in accordance with the regulations,

- a) to the rear of the slow moving vehicle, if no trailer, implement of husbandry or other device is being towed;

- b) to the rear of the rearmost trailer, implement of husbandry or other device that is being towed by the slow moving vehicle, if one or more trailers, implements or other devices are being towed.

### **Slow moving vehicles**

The following are slow moving vehicles:

1. Farm tractors and self-propelled implements of husbandry.
2. Vehicles (other than bicycles, motor assisted bicycles and disabled motor vehicles in tow) that are not capable of attaining and sustaining a speed greater than 40 kilometres per hour on level ground when operated on a highway.
3. Motor vehicles towing an implement of husbandry.
4. Road-building machines.

### **Exception**

The slow moving vehicle sign is not required if the slow moving vehicle is operated on a highway only to cross it directly.

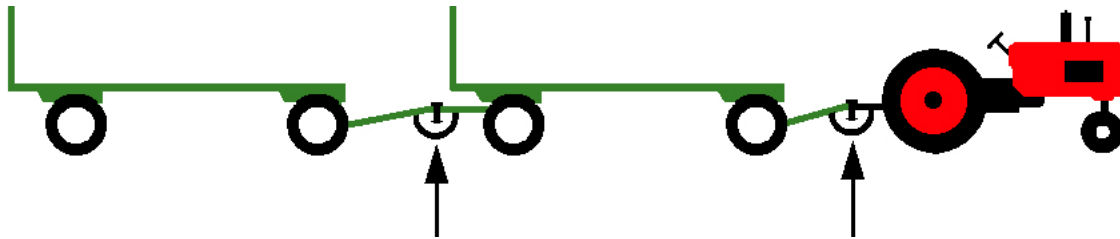
### **Prohibition**

- No person shall place a slow moving vehicle sign on or near a fixed object where it is readily visible from a highway.
- No person shall operate on a highway a vehicle, other than a slow moving vehicle, with a slow moving vehicle sign attached to it or to a trailer, implement of husbandry or other device being towed by it.
- No person shall operate on a highway a slow moving vehicle with a slow moving vehicle sign attached to it or to a trailer, implement of husbandry or other device being towed by it, at a speed greater than 40 kilometres per hour.

## Safety Chains for Towing

HTA 80

A safety chain is required between a farm tractor and towed implement when operated on the road. If more than one implement is being towed, the second and subsequent implements are required to have a chain between the towing implement and the towed implement.



A safety chain must be used between each implement and between the tractor and implement.

The chain may be attached directly to the draw bar of the tractor or towing implement and the tongue of the towed implement.

The chain may be connected to a draw bar or tongue with bolts, clevises, open chain hooks or other methods of attachment. The chain should be long enough to permit full turning and short enough not to drag on the road.

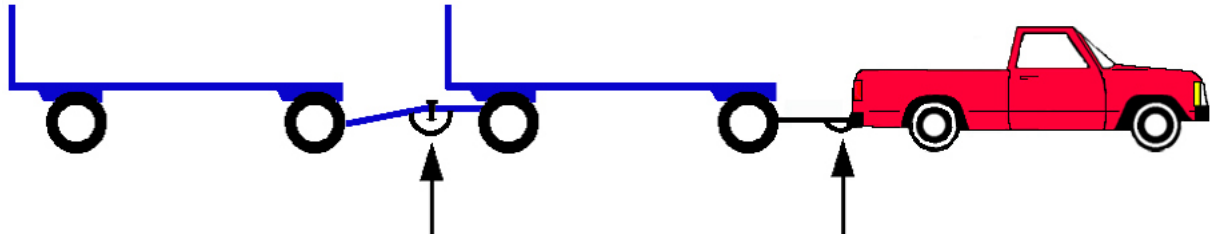
A chain is not required when directly crossing a road.

A cable, steel bar or arm may be used in place of a chain. The second and third arms of a two- or three-point hitch system on a tractor serve as safety chain.

A chain may be any size, grade or type providing it is of sufficient strength to prevent the towed implement(s) from becoming detached. Sufficient strength generally means the breaking strength of the chain equals the total actual weight of the towed implement(s) and any load(s). The strength of hooks, bolts or other methods of chain attachment would also equal the total actual weight of the towed implement(s) and any load(s).

“Full trailer” means a trailer that is so designed and used that the whole of its weight and load is carried on axles located at the front and at the rear of the trailer and is towed with a tow bar. Full trailer also includes a combination of semi-trailer and trailer converter dolly.

For detailed requirements on secondary means of attachment (safety chain) for plated "full trailers", towed by trucks, refer to Regulation 618 (Specifications and standards for trailer couplings).



A safety chain must be used between each implement and between an implement and the truck.

Fifth wheel couplers do not require a safety chain.

## Licence Plates – Farm Equipment

HTA 7, Reg. 628

Farm tractors do not require plates.

A plate is not required on a SPIH when travelling from farm to farm or to or from such places as are necessary for the repair or maintenance of the vehicle. Farm to farm includes farms not owned by the owner of the SPIH.

**Note:** A SPIH travelling from farm to commercial elevator, processing plant, etc. or transporting general freight must have a plate.

An implement that was manufactured, designed, redesigned, converted or reconstructed to carry specific farm products, commodities and equipment, such as combine heads, large round bales, feed mixers does not require a plate. This applies even when the implement is towed with a truck.

## Lighting and Conspicuity Requirements

Lighting requirements apply to all farm equipment, regardless of size or shape. These requirements also apply to implements when towed with trucks.

Nighttime means from one-half hour before sunset to one-half hour after sunrise and at any other time when, due to insufficient light or unfavourable atmospheric condition, persons, and vehicles on the highway are not clearly discernible at a distance of 150 m or less. When in use, lamps must be visible from a distance of 150 m (500 ft).

## Lighting Required by all Farm Equipment

### Lighting required on equipment of any length:

Night Time	Day Time
Two white or amber headlamps One red tail lamp (minimum) If the equipment is over 2.6 m (8 ft. 6 in.) wide; two red tail lamps or two red reflectors. One of which shall be affixed as nearly as possible to the extreme left side and one as nearly as possible to the extreme right side of the vehicle.	nil

### Lighting required when a combination of two or more vehicles exceeds 6.1 m (20 ft.) in length:

Night Time	Day Time
Two green or amber side marker lamps or reflectors near the front, <b>and</b> Two red side marker lamps or reflectors near the rear.	nil

### Additional Oversize Equipment Lighting Requirements

Night time means from one-half hour after sunset to one-half hour before sunrise and at any other time when, due to insufficient light or unfavourable atmospheric conditions, persons and vehicles on the highway are not clearly discernible at a distance of 150 metres or less. When in use, lamps must be visible from a distance of 150 m (500 ft.).

The following additional lamps are not required when driving across the road.

### Length

Lighting required when a combination of vehicles exceeds 23 m (75 ft.) in length:

Night Time	Day Time
Two flashing amber lamps on the front, <b>and</b>  Two flashing amber lamps on the rear.	nil

### Width

Lighting required when equipment over 2.6 m (8 ft. 6 in.) wide up to and including 3.8 m (12 ft. 6 in.) wide:

Night Time	Day Time
Two flashing amber lamps on the front, <b>and</b>  Two flashing amber lamps on the rear.	nil

**Lighting required when equipment over 3.8 m (12 ft. 6 in.) wide up to and including 4.8 m (15 ft. 9 in.) wide:**

Night Time	Day Time
<p>Two flashing amber lamps on the front, <b>and</b></p> <p>Two flashing amber lamps on the rear, <b>and either</b></p> <p>a rotating amber lamp mounted on the uppermost part of the vehicle that is visible from the front and rear, <b>or</b></p> <p>escort vehicles front and rear.</p>	<p>Two flashing amber lamps on the front, <b>and</b></p> <p>Two flashing amber lamps on the rear <b>or</b></p> <p>a rotating amber lamp mounted on the uppermost part of the vehicle that is visible from the front and rear.</p>

**Lighting required when equipment over 4.8 m (15 ft. 9 in.) wide:**

Night Time	Day Time
<p>Two flashing amber lamps on the front, <b>and</b></p> <p>Two flashing amber lamps on the rear, <b>and</b></p> <p>a rotating amber lamp mounted on the uppermost part of the vehicle that is visible from the front and rear, <b>and</b></p> <p>escort vehicles front and rear.</p>	<p>Two flashing amber lamps on the front, <b>and</b></p> <p>Two flashing amber lamps on the rear, <b>or</b></p> <p>a rotating amber lamp mounted on the uppermost part of the vehicle that is visible from the front and rear.</p>

**Note:**

- Flashing amber lamps are to be placed not more than 15 cm (6 in.) from the side of the permanent structure of the vehicle and be visible at a distance of 150 m (500 ft.) from the front and rear.
- Additional lighting requirements and escort vehicles are not required when directly crossing the road.
- Farm tractors and SPIH of any length, when not towing implements, are not required to have side marker lamp
- Farm equipment not equipped with an electric lighting system is required to have at least one white lamp to the front and at least one red lamp on the rear.

The sections of the HTA pertaining to lighting requirements are:

- When lamps must be used HTA s. 62(1),(4).
- Headlamps HTA 62(1),(26),(27).
- Tail lamps HTA 62(1),(24),(25),(26),(27).
- Signal lamps HTA 66 142.
- Side marker lamps HTA 62(13).
- Lighting for farm equipment that exceeds 23 m (75 ft.) in length and/or is over 2.6 m (8 ft. 6 in.) wide see Regulation 603 (Over-dimensional Farm Vehicles).

**Escort Vehicle Requirements**

Escort vehicles must, when escorting over-dimensional farm vehicles:

- Have operating vehicular hazard warning signal lamps commonly known as four-way flashers; **or**
- Carry an illuminated rotating amber lamp mounted on the uppermost part of the vehicle and producing intermittent flashes of amber light visible at a distance of 150 m (500 ft.) from the front and the rear.
- Be located approximately 60 m (200 ft.) in front of and to the rear of the escorted farm equipment.

**Turn Signal Requirements**

HTA 62, 142

Drivers must, before:

- turning left or right at any intersection or into a private road or driveway;
- moving from one lane of traffic to another lane of traffic; or
- leaving or entering the travelled portion of the road;



first see that the movement can be made safely, and if the operation of any other vehicle may be affected by the movement shall give a signal plainly visible to the driver of the other vehicle of the intention to make the movement.

A signal plainly visible to others can be given either by means of the hand and arm or by signal lamps.

Signal lamps are not required on towed implements when towed behind farm tractors, SPIH and trucks **provided** the rear signal lamps on the tractor, SPIH or truck are clearly visible to motorists approaching from the rear. When a lamp or lamps are obscured, or are not clearly visible from the rear, the obscured lamp(s) must be duplicated on the implement.

Signal lamps must be visible at all times for a distance of 30 m (100 ft.).

The use of mechanical signalling devices is permitted but not discussed here due to the rarity of this type of device.

#### Prescribed hand and arm turn signals:



To indicate you are turning left, fully extend your left arm out sideways with all fingers extended. To indicate you are turning right, extend your left arm out sideways, bend your arm 90 degrees at your elbow, and have your palm facing forward. To indicate you are stopping, extend your left arm out sideways, bend your arm 90 degrees at your elbow with your hand pointing down, and have your palm of your hand facing backwards.

#### Mirrors

HTA 66

Mirrors are not specifically required on farm tractors and SPIH. Many farm tractors and SPIH come equipped with mirrors and some are installed after purchase. While mirrors

are not specifically required in law, a driver must be capable of seeing a vehicle approaching from the rear in order to make a safe turn.

## **Driver Qualifications**

HTA 32, 37, Reg. 340/94 *Criminal Code of Canada* 320.14, 320.15, 320.18

A driver's licence is not required to drive a tractor or a SPIH on, along or across a road. Drivers must be 16 or older to drive on, or along, a road. Drivers under 16 are only allowed to drive a tractor or SPIH directly across a road.

A person who has been prohibited from operating a "vehicle" by the courts, for impaired driving under the Criminal Code of Canada is prohibited from operating farm equipment on any road or in a public place.

## **Overhanging Loads**

HTA 111

Every vehicle, including farm equipment, carrying a load that overhangs the rear of the vehicle 1.5 m (5 ft.) or more must display a red flag or red marker (red lamp at night) at the extreme rear of the load. A slow moving vehicle sign satisfies the requirement of a red flag or marker if it is on the rearmost part of the farm equipment or load.

## **Tires**

HTA 69, 70, Reg. 625

Farm tractors and SPIH, other than traction engines (steam engines), are required to be equipped with rubber tires or wheels of another composition equally resilient.

Farm equipment is permitted on the road with tires having the following designation markings:

"farm use only", "rebuilt", "recapped", "not for highway use", "aircraft", NHS (not for highway service), TG (tractor/grader), K (compactor tire, construction), SL (service limited), SS (skid loaders), AT (all terrain), DH (logging and agricultural), ML (mining and logging, intermittent highway use), VA (agricultural) or any other wording or lettering indicating that the tire was not designed for highway use.

Farm equipment tires do not require Department of Transportation markings as required for trucks and trailers.

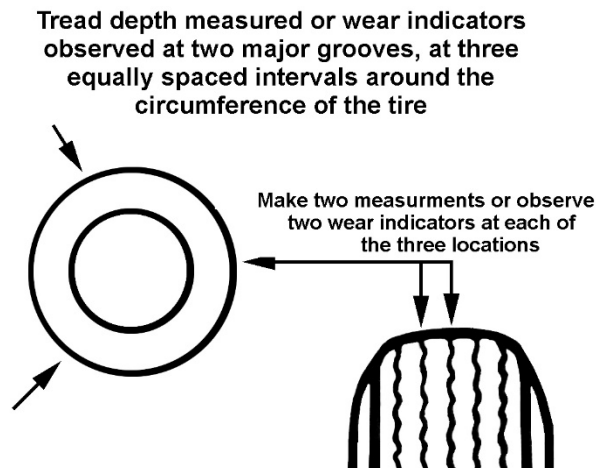
Farm equipment is not permitted on the road with tires that:

- have exposed cords, tread or sidewall cuts or snags that expose the cords;
- are broken or defective and cause damage to the road;
- are fitted with flanges, ribs, clamps or other devices attached to or part of the wheels that will cause damage to the road;
- have abnormal visible bumps, bulges or knots;
- have been regrooved or recut and the tire was not designed for regrooving or recutting;
- are smaller than vehicle manufacturer's recommended minimum size;
- contact any vehicle component so as to affect the safe operation of the vehicle.

### Tread Depth

Farm equipment tires shall not be worn to the extent that in any two adjacent major grooves, at three equally spaced intervals around the circumference of the tire:

- the tread wear indicators contact the road; or
- less than 1.5 mm (1/16 in.) of tread depth remains.



## Brakes – Farm Equipment

While farm equipment brakes are not specifically required by the HTA, it is important that equipment be fitted with well-maintained brakes adequate to stop and hold the equipment.

Although there are not specifics for farm equipment brakes in the HTA the American Society of Agricultural and Biological Engineers has produced the ANSI/ASABE S648 Agricultural Field Equipment Braking Standard.

- ANSI/ASABE S648-1, Agricultural Field Equipment Braking – Part 1: General Requirements
- ANSI/ASABE S648-2, Agricultural Field Equipment Braking – Part 2: Requirements for Agricultural Tractors
- ANSI/ASABE S648-3, Agricultural Field Equipment Braking – Part 3: Requirements for Self-Propelled and Special Self-Propelled Machines
- ANSI/ASABE S648-4, Agricultural Field Equipment Braking – Part 4: Requirements for Towed Vehicles
- ANSI/ASABE S648-5, Agricultural Field Equipment Braking – Part 5: Requirements for the Interface between Towing Vehicle and Towed Vehicles

These can be purchased at the [ASABE website<sup>2</sup>](#).

## Self-Propelled Implements of Husbandry Converted from Highway Vehicles

HTA 1(1)

The HTA defines a Self-Propelled Implements of Husbandry (SPIH) as “*a self-propelled vehicle manufactured, designed, redesigned, converted or reconstructed for a specific use in farming*”.

Combines, swathers and forage harvesters are examples of SPIH. Trucks that have been converted for specific uses in farming may also qualify as SPIH.

In order for a modified truck (or other vehicle) to qualify as a SPIH, it requires significant and specific physical change to the vehicle. The modifications must transform the vehicle for a specific use in farming with the vehicle having limited capacity other than to perform that role. A conversion of a vehicle cannot be for general use in farming but must rather be for a specific use.

Conversion of a vehicle for a specific use does not mean one single use. Converting a vehicle for the purpose of transporting items such as grain, potatoes, tobacco, hay, or forages in the same converted vehicle are all within the meaning of specific use.

Examples of converted vehicles that are acceptable:

- Remove the cargo box from a truck and install a grain gravity box or potato slinger.
- Remove the cargo box from a truck and install a feed mixer.

Converted vehicles that are not acceptable:

- Removing the doors, windows, seats and/or cab of a truck and carrying a load of hay.
- Welding a dump truck's tailgate shut.
- Dump trucks or other CMV with different tires (ie balloon or mudding, etc.) or SMV sign.

## **Insurance – Farm Equipment**

Insurance Industry

Farm liability policies may cover farm equipment, including farm tractors, SPIH and implements, when operating on the road. Contact your insurance company to determine if and how a SPIH that has been converted from a former highway vehicle is insured.

Also contact your insurance company to determine if and how liability and damage coverage applies to implements towed with trucks.

## **Highway Restrictions**

HTA 113, 185, Reg. 603, 609

Regulation 609 (Restricted use of the King's Highway)

Farm tractors and SPIH, of any size, are prohibited from operating on the 400, 401, 402, 403, 404, 405, 406, 407, 409, 410, 417, 420, 427 and QEW. However, if there is no other means to access the owner's farmland, a 400 series highway may be travelled on, provided the shortest possible route is taken.

Regulation 603 (Over-Dimensional Farm Vehicles)

Over-dimensional farm equipment is prohibited from being driven or towed on the 400, 401, 402, 403, 404, 405, 407, 409, 410, 416, 417, 427 and QEW. In addition, portions of the 406, 410 and 420 and some 2, 3 and 4 lane highways, usually in and around cities,

are restricted. For a complete list of these highways refer to Regulation 603. No farmland access exemptions apply.

"Over-dimensional" means wider than 2.6 m (8 ft. 6 in.), higher than 4.15 m (13 ft. 6 in.), or individually or in combination longer than 23 m (75 ft.).

## **Farm Truck and Trailer Rules**

### **Driver Licences**

HTA 32, 37, Reg. 340/94

The following describes the types of trucks that drivers with a Class G1, G2, G, D or A driver's licence may operate. Truck includes a pickup truck.

For a complete list of the Driver's Licence Classes, see Regulation 340/94 (Driver Licences) under the HTA.

Class "G" licence holders can drive:

- A truck, whether towing a vehicle or not, having a registered gross weight of 11,000 kg (24,250 lbs.) or less,
- A single truck or a combination of truck and towed vehicle(s) with an actual weight of 11,000 kg (24,250 lbs.) or less, provided the weight transmitted to the road by the axles of the towed vehicle(s), when attached to the truck, does not exceed 4,600 kg (10,141 lbs). Towed vehicle(s) includes trailers, farm implements and wagons.

Class "D" licence holders can drive:

- A truck, whether towing a vehicle or not, having a registered gross weight exceeding 11,000 kg (24,250 lbs.),
- A single truck or a combination of truck and towed vehicle(s) with an actual weight exceeding 11,000 kg (24,250 lbs.), provided the weight transmitted to the road by the axles of the towed vehicle(s), when attached to the truck, does not exceed 4,600 kg (10,141 lb). Towed vehicle(s) includes trailers, farm implements and wagons.

Class "A" licence holders can drive:

- A combination of truck and towed vehicle(s), when the axles of the towed vehicle(s), when attached to the truck, transmit more than 4,600 kg (10,141 lbs.) to the road. Towed vehicle(s) includes trailer, farm implements and wagons.

A Class "G" driver may drive a Class "D" farm plated truck or a farm plated combination if the truck or combination is being used for the farmer's personal transportation or used for the transportation of farm products, supplies or equipment without compensation to or from a farm.

A G2 driver may drive a Class "D" farm plated truck or a Class "D" farm plated combination, provided the truck is not being used for-hire and the truck and towed vehicle are not equipped with air brakes.

A G1 driver is not permitted to drive a Class "D" farm plated truck or any truck or towed vehicle with air brakes.

A "Z" Endorsement is required on a driver's licence when driving an air braked truck or towing an air braked trailer with a truck. This includes farm plated trucks. A "Z" Endorsement is not required when operating air brake farm tractors, SPIH, or towed implements.

## **Licence Plates – Farm Trucks**

HTA 7, Reg. 628

In order to request farm plates, the farmer will be required to provide one of four pieces of documentation to demonstrate they have a farm business.

- An accredited farm organization membership card;
- A Gross Farm Income Exemption Certificate;
- An exemption letter from the Agricultural, Food and Rural Affairs Tribunal; or
- A letter from Agricorp.

A farmer renewing their farm plates will not have to provide documentation to demonstrate they have a farm business.

Farm plates have reduced fees and are subject to certain restrictions.

### **Use of Farm Plates**

Farm plated trucks and towed trailers may be used for the transportation of farm products, commodities, supplies, equipment, building and maintenance items owned by the farmer. Items include the trucking of gravel, rocks, sand and lumber to a farm for use on the farm.

A farmer may truck the same items for another farmer anytime during the year provided the trucking is done for free. A farmer may only charge another farmer for trucking these items during the months of September, October and November.

Farm plated trucks and towed trailers may also be used for the farmer's personal transportation and use, including the movement of personal effects, such as household and hobby effects, recreational and pleasure use. This personal privilege only extends to the person or persons who actually own the farm. This privilege does not extend to family members, employees or other persons.

### **Prohibited Use of Farm Plates**

A truck transporting logs, pulpwood or rocks from a forest, quarry or mine cannot use farm plates. Farm plates cannot be used on a vehicle designed for transporting 10 or more passengers; these vehicles are required to be plated as a bus.

### **Farm Plates and Logs/Lumber**

The cutting of trees for purposes of production of paper by pulp mills or for purposes of processing these logs for lumber is a forestry operation. If it is demonstrated that the transportation of these items is to supply the farm, farm plates may be used.

### **Farm Plates and Rocks/Sand/Gravel**

The removal of rocks or stone is a mining or quarry operation and not related to the tilling or the production of an agricultural product by a farmer. If it is demonstrated that the transportation of these items is to supply the farm (e.g., laneways, building construction, soil erosion), farm plates may be used.

### **Trailer Plates**

No persons shall draw a trailer on a highway unless it has a permit and displays the licence plate issued to the trailer. A trailer drawn by a pick-up truck does not become an implement if is later drawn by a SPIH.

### **Out-of-Province Travel with Ontario Farm Plates**

Some Canadian and U.S. jurisdictions accept Ontario farm plated trucks without the need for additional registration (prorated plates or single trip permits), while others may not. Before you travel, we advise that you contact the jurisdiction where you plan to travel into or through for assistance. For contact information, visit the [International Registration Plan website](#)<sup>3</sup>.



## Commercial Vehicle Information

For information about:

- Commercial Vehicle Operator's Registration (CVOR),
- Daily Truck and Trailer (Trip) Inspections,
- Hours of Service (log books), or
- Annual Truck and Trailer Safety Inspections.

See the [Commercial Vehicle Operators' Safety Manual](#)<sup>4</sup>.

## Oversize/Overweight Permits for Trucks and Trailers

HTA 110, 113

For details on oversize/overweight permits, visit the [Ministry of Transportation's website](#)<sup>5</sup>.

## Transporting Farm Equipment

Over-dimensional farm equipment transported on licensed trucks and trailers, including farm plated trucks, require an oversize/overweight permit when the dimensions exceed:

- 2.6 m (8 ft. 6 in.) wide;
- 23 m (75 ft. 6 in.) in length (combination of vehicles and load);
- 4.15 (13 ft. 6 in.) in height; or
- When the weight exceeds the limits set out in the HTA.

## Loose Fodder

Permits are not required for loads of loose fodder. Loose fodder includes round and rectangular bales of hay.

## Load Security

HTA 111, Reg. 363/04

A truck or trailer cannot be operated on a road unless the load has been secured in such a way that it cannot become dislodged or fall from the vehicle. Proper securement includes, but is not limited to, being bound or covered.

## Trailer Brakes

HTA 64, Reg. 587

Every trailer that weighs, whether loaded or empty 1,360 kg (3,000 lbs.) or more, when attached to the towing vehicle, must have brakes adequate to stop and hold the vehicle.

## **Weight on Reduced Roads and Bridges**

HTA 114(3), 120, 122, 123 & Reg 615

Some provincial and municipal roads are subject to reduced loads. These roads are designated by officials and are posted with signs.

Farm equipment, including mounted implements, are not subject to the reduced weight rules on "load reduced roads", Class B roads or bridges. However, heavy farm equipment owners are potentially liable if an overweight vehicle causes damage to a highway or bridge.

Specific provincial roads that are subject to reduced loads may be found at [Ontario 511<sup>6</sup>](#).

## **Dangerous Goods – Farm Trucks**

*Dangerous Goods Transportation Act (Ontario)*

*Transportation of Dangerous Goods Act, 1992 (Canada)*

The *Dangerous Goods Transportation Act* (provincial) and the *Transportation of Dangerous Goods Act (Canada)* and their supporting regulations are intended to promote safety in the transportation of dangerous goods on Ontario's highways. Farmers must ensure that dangerous goods are transported in accordance with the appropriate Act and regulations.

Generally speaking, most loads of dangerous goods being transported must meet five basic requirements:

1. The load must be accompanied by a shipping document, which includes specific information, required by Part 3 of the federal regulations;
2. Containers of 450 L (99 gallons) or less must display the safety marks required by Part 4 of the federal regulations. This would include primary and subsidiary labels, shipping name and UN #;
3. Containers over 450 L (99 gallons) must display the placards and UN# required by the table in Part 4, Section 4.15 of the federal regulations;
4. The driver must be trained or under the direct supervision of a trained person. The trained person must have been issued a training certificate by their employer and must have it in their possession when transporting dangerous goods; and
5. The dangerous goods must be transported in a "prescribed" means of containment. The means of containment used must be designed, closed,

secured and maintained so that under normal conditions of transport there will be no accidental release of dangerous goods that could endanger public safety.

However, the regulation does contain several exemptions, which may exempt the transportation from some or all of the requirements.

The Federal Transportation of Dangerous Goods Regulations may be viewed on [Transport Canada's website](#)<sup>7</sup>.

## **DriveON Emissions Testing and Farmers**

Ontario's **DriveON** program is administered by the Ministry of Transportation Ontario.

**DriveON** is Ontario's mandatory program for vehicle emissions inspection and maintenance. To determine if your vehicle is subject to inspection or to find a **DriveON** location contact **DriveON** at 1-833-420-2103 or visit the [Drive ON website](#)<sup>8</sup>.

## **Coloured Fuel**

### **Information**

Coloured fuel is administered by the Ontario Ministry of Finance. You may contact The Ministry of Finance, Client Account and Services Branch at 33 King St. W., 3<sup>rd</sup> Floor, P.O. Box 625, Oshawa, Ontario, L1H 8H9, Phone: 905-433-6389, Fax: 905-436-4511 or via the [Ministry's website](#)<sup>9</sup>.

## **Additional Information**

### ***Workplace Safety and Insurance Act***

For more detailed information about the requirements and to obtain coverage, contact the Workplace Safety and Insurance Board, Agriculture Sector Office, Guelph, Ontario. Telephone: 1-888-259-4228.

## Ministry of Transportation Contacts

If the information on this page has not answered your question(s), please contact the Ministry of Transportation's Field Enforcement Office located nearest you, at:

Region	Phone Number
Durham Region	(905) 728-7505 x 105
Halton	(905) 315-7556
Hamilton	(905) 643-7947 x 200
Kingston	(613) 544-2220
Waterloo	(519) 885-6916
London	(519) 268-7500
Niagara Region	(905) 643-7947 x 200
North Bay	(705) 497-5411
Ottawa	(613) 731-1474
Peel	(905) 315-7596
Sault Ste. Marie	(705) 777-2959
Sudbury	(705) 566-1414
Thunder Bay	(807) 473-2021

Region	Phone Number
Toronto	(416) 325-2645
Windsor	(519) 972-3403
York Region	(437) 224-1769

Location and contact information for Truck Inspection Stations can be found at [Ontario 511<sup>10</sup>](#).

### Useful Links

<sup>1</sup> [Ontario E-Laws](https://www.ontario.ca/laws) (https://www.ontario.ca/laws)

<sup>2</sup> [ASABE Website](https://www.asabe.org/Publications-Standards) (https://www.asabe.org/Publications-Standards)

<sup>3</sup> [International Registration Plan Website](https://www.irponline.org/) (https://www.irponline.org/)

<sup>4</sup> [Commercial Vehicle Operators' Safety Manual](https://www.ontario.ca/page/commercial-vehicle-operatrs-safety-manual)  
(https://www.ontario.ca/page/commercial-vehicle-operatrs-safety-manual)

<sup>5</sup> [Commercial Vehicles Webpage – Section 3](https://www.ontario.ca/page/commercial-vehicles#section-3)  
(https://www.ontario.ca/page/commercial-vehicles#section-3)

<sup>6</sup> [Ontario 511 Seasonal Loads](https://511.on.ca/list/seasonalloads) (https://511.on.ca/list/seasonalloads)

<sup>7</sup> [Transport Canada's Website](https://www.tc.gc.ca/eng/tdg/safety-menu.htm) (https://www.tc.gc.ca/eng/tdg/safety-menu.htm)

<sup>8</sup> [DriveON: Emissions and Safety Inspection Program](https://www.ontario.ca/environment-and-energy/drive-clean-ontario)  
(https://www.ontario.ca/environment-and-energy/drive-clean-ontario)

<sup>9</sup> [Fuel Tax](https://www.ontario.ca/document/fuel-tax) (https://www.ontario.ca/document/fuel-tax)

<sup>10</sup> [Ontario 511](https://511on.ca) (https://511on.ca)